

DATA SHEET

DN505-0303

SUBMINIATURE PROPORTIONALLY CONTROLLED HEATER

GENERAL DESCRIPTION

The DN505-0303 is a subminiature proportionally controlled heater whose temperature can be programmed with a single external resistor. This device is ideally suited for regulating the temperature of sensitive electronic components such as microwave filters and crystal oscillators. The DN505-0303 is in a ceramic package and can supply up to 3 watts of power from an unregulated 3 Volt power supply.

FEATURES

- BERYLLIA BASE FOR GOOD THERMAL CONDUCTION
- REGULATION TEMPERATURE FROM 5°C ABOVE AMBIENT TO 100°C
- 5 VOLT OPERATION
- ELECTRICALLY ISOLATED FROM THE CASE

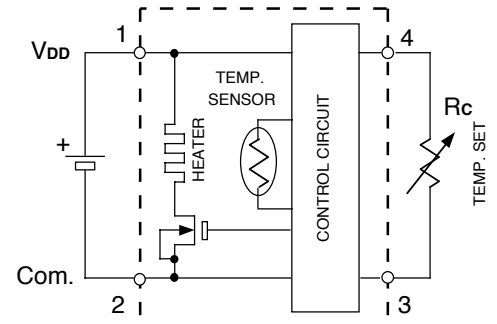
MAXIMUM RATINGS

Rating	Symbol	Value	Unit
Supply Voltage	V _{DD}	6	V _{Dc}
Power Dissipation	P _D	10	Watts
Operating Temperature	T _{MAX}	120	°C
Storage Temperature	T _{MIN}	-65 to +150	°C

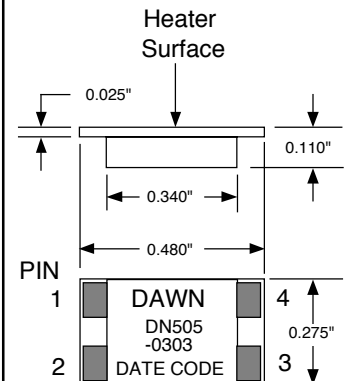
Characteristic	Symbol	Min	Max	Unit
Supply Voltage (Pin 1 to Pin 4)	V _{DD}	+2.7	+4.0	V _{Dc}
Steady State Supply Current @ V _{DD} = +3 V _{Dc}	I _S	1.0	1,100	mAdc
Temperature Variation over Operating Voltage	ΔT _v		2	°C
Temperature Variation with Load	ΔT _L		3	°C
Control Temperature Range	T _c	T _A +5	100	°C
Control Resistor Value Pin 3 to Pin 4	R _s	0		Ohm
Maximum Control Temperature when R _s = 0 Ohms	T _{MAX}		120	°C
Turn on power at start-up @ V _{DD} = +3 V _{Dc}	P _D	2.7	3.5	Watts

T_A ---- Ambient Temperature

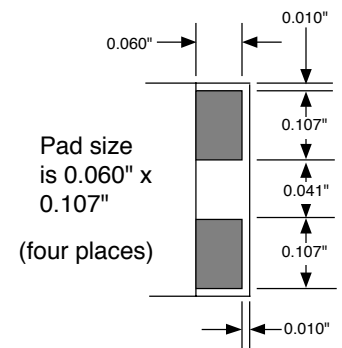
HEATER BLOCK DIAGRAM



OUTLINE DIMENSIONS



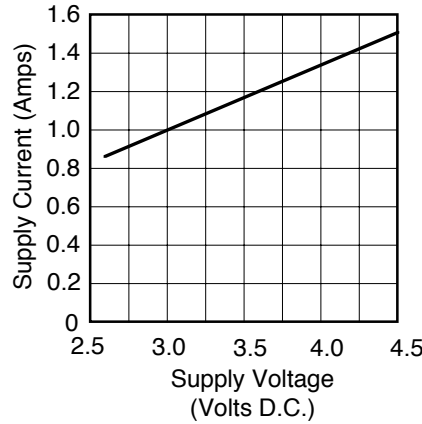
The DN505-0303 electrical output pads are Ag/Pd/Pt and can be soldered. The solder used, such as SN95, should contain silver to prevent leaching of the pads from the substrate.



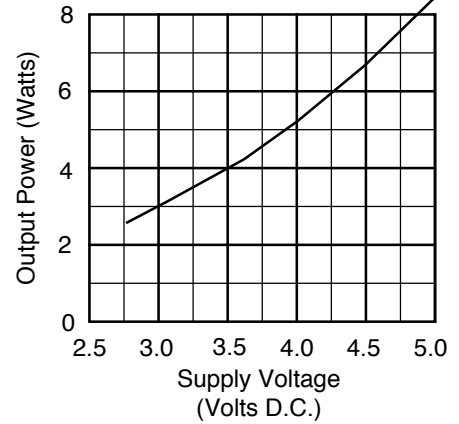
Heater Temperature (Tc) vs. Temperature Set Resistor (Rs)

T °C	RS KΩ	T °C	RS KΩ	T °C	RS KΩ	T °C	RS KΩ
0	360.1	29	79.6	58	20.2	87	4.6
1	340.6	30	75.8	59	19.3	88	4.4
2	322.3	31	72.2	60	18.4	89	4.1
3	305.0	32	68.8	61	17.5	90	3.9
4	288.7	33	65.5	62	16.7	91	3.6
5	273.4	34	62.5	63	15.9	92	3.4
6	259.0	35	59.5	64	15.2	93	3.2
7	245.4	36	56.8	65	14.5	94	3.0
8	232.5	37	54.1	66	13.8	95	2.8
9	220.4	38	51.6	67	13.2	96	2.6
10	209.0	39	49.2	68	12.5	97	2.4
11	198.3	40	46.9	69	11.9	98	2.2
12	188.1	41	44.8	70	11.4	99	2.0
13	178.5	42	42.7	71	10.8	100	1.80
14	169.4	43	40.7	72	10.3	101	1.68
15	160.8	44	38.9	73	9.8	102	1.52
16	152.7	45	37.1	74	9.3	103	1.37
17	145.1	46	35.4	75	8.9	104	1.23
18	137.8	47	33.8	76	8.4	105	1.09
19	131.0	48	32.3	77	8.0	106	0.95
20	124.5	49	30.8	78	7.6	107	0.82
21	118.3	50	29.4	79	7.2	108	0.70
22	112.5	51	28.1	80	6.8	109	0.58
23	107.0	52	26.8	81	6.5	110	0.46
24	101.8	53	25.5	82	6.1	111	0.35
25	96.9	54	24.4	83	5.8	112	0.25
26	92.2	55	23.2	84	5.5	113	0.14
27	87.8	56	22.2	85	5.2	114	0.04
28	83.6	57	21.2	86	4.9		

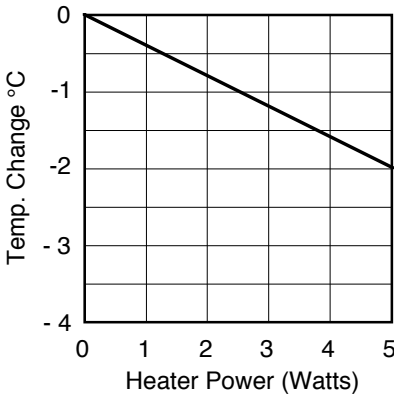
Max. Start-up Current vs. Supply Voltage



Max. Heater Power Available vs. Supply Voltage



Typical Base Temperature Change vs. Power Dissipation



The base material of the DN505-0303 is Beryllia which provides efficient energy transfer from the heating element located inside the heater and the heating surface of the DN505-0303. The temperature drop across the Beryllia substrate, as a function of heater power, is shown above.

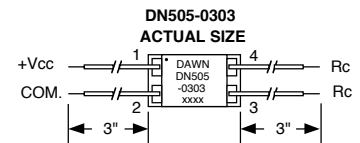
The thermal interface between the DN505-0303 heater and the device being heated causes a temperature drop. Care should be taken to make sure that a good thermal interface exists between the two surfaces.

NOTES:

- All DN505-0303 heaters are tested for gross leaks with 3M™ FC-40 Fluorinert™ at 125° C.
- Do not reverse the voltage polarity on the input power leads. This can cause permanent damage to the device.

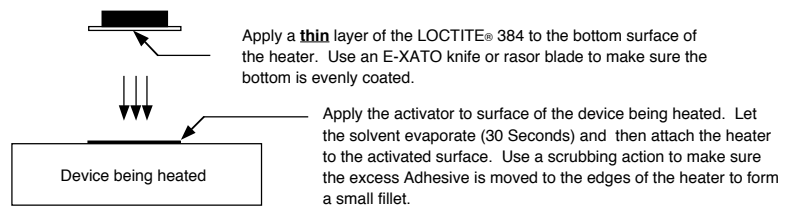
Options

- The DN505-0303 is normally supplied with leads. However, the heater can be supplied without them. The leaded device has #32 gauge insulated magnet wire attached to the solder pads as shown in the figure to the right.
- Operating temperature can be set at the factory by soldering a chip resistor between Pins 3 and 4. Consult the factory when specific heater temperatures are required.



Instructions for Mounting the Heater with LOCTITE® 384

LOCTITE® 384 is a two part thermally conductive epoxy that works well for attaching the DN505-0303 heater to the surface of the device being heated. Test data, technical specifications, and distributor locations for LOCTITE® 384 is presented in the applications section of this website..



Applications

The DN505-0303 is designed to regulate the temperature of temperature sensitive devices. One such application is using the DN505-0303 to control the temperature of a Voltage Controlled Oscillator.

Care should be taken to thermally insulate the DN505-0303 heater and device being heated from the surrounding environment. This will minimize the amount of power required to heat the package which in turn will reduce the temperature variation of the package over the ambient temperature extremes.

TEMPERATURE STABILIZED VOLTAGE CONTROLLED OSCILLATOR OR SAW FILTER

